

Specification for print

Technical information

- Using images in print files requires high-resolution files; minimum 100 dpi
- 0,5 cm bleed
- Cropmarks
- Print files must be sent in PDF format
- NOTE that the target is 100% correct.
- Recommended color profile for CMYK: Coated FOGRA39 (ISO 12647-2:2004)

Name of print files

Print_A_100x250cm_1pc_E-10_CompassFairs_50%

↑
1

↑
2

↑
3

↑
4

↑
5

↑
6

- 1 - defines print files. Do you have more than one print file continues the order (A, B, C, etc)
- 2 - defines the size of the banner (width x height, in cm)
- 3 - specifies the number of exactly this printing file
- 4 - specifies the stand number of the fair (if you have one)
- 5 - Type company name on
- 6 - percent of size if file is not in 100% print size

Recommendations for design on wall print

- Attention to the aluminium frames when design needs to fit together over several walls.
- Logo and important text placed in corners must have a minimum of 5 cm to the edge.






Please review that the above requirements are met before sending pressurized files to us.

Unfortunately, we cannot guarantee a good result if the requirements are not met!

Grafik på standvæggene

Artwork on the exhibition walls

Print

 <p>Grafik på plader indbygget i udstillingssystemet.</p> <p>Artwork installed as modules in the exhibition system.</p>	 <p>Separate pdf filer for hver plade 968 x 2412 mm. (fil mal) (synligt mal er 956 x 2400 mm.)</p> <p>HUSK Skæremærker, og 5 mm. til brest ærning (blæst) Al skrift skal være outlined</p> <p>Separate pdf files for each module 968 x 2412 mm. (file size) (visible area is 956 x 2400 mm.)</p> <p>Cropmarks and 5 mm bleed All fonts must be outlined.</p>			
---	--	--	---	--

Specification for banners

Technical information

- Using images in print files requires high-resolution files; minimum 100 dpi
- 2 cm bleed
- Cropmarks
- Print files must be sent in PDF format
- NOTE that the target is 100% correct. (If the pressure file is 297 x 250 cm, do not round up to e.g. 300 x 250 cm.)
- Recommended color profile for CMYK: Coated FOGRA39 (ISO 12647-2:2004)

Name of print files

BannerA_200x250cm_1pc_E-10_CompassFairs_50%

↑ ↑ ↑ ↑ ↑ ↑
1 2 3 4 5 6

- 1 - defines print files. Do you have more than one print file continues the order (A, B, C, etc)
- 2 - defines the size of the banner (width x height, in cm)
- 3 - specifies the number of exactly this printing file
- 4 - specifies the stand number of the fair (if you have one)
- 5 - Type company name on
- 6 - percent of size if file is not in 100% print size

Recommendations for banner design

- The banner is elastic, but will hang tightly in the frame. For this reason, we would recommend NOT designing patterns that should fit together across multiple frames.
- Logo and important text placed in corners must have a minimum of 10 cm to the edge.

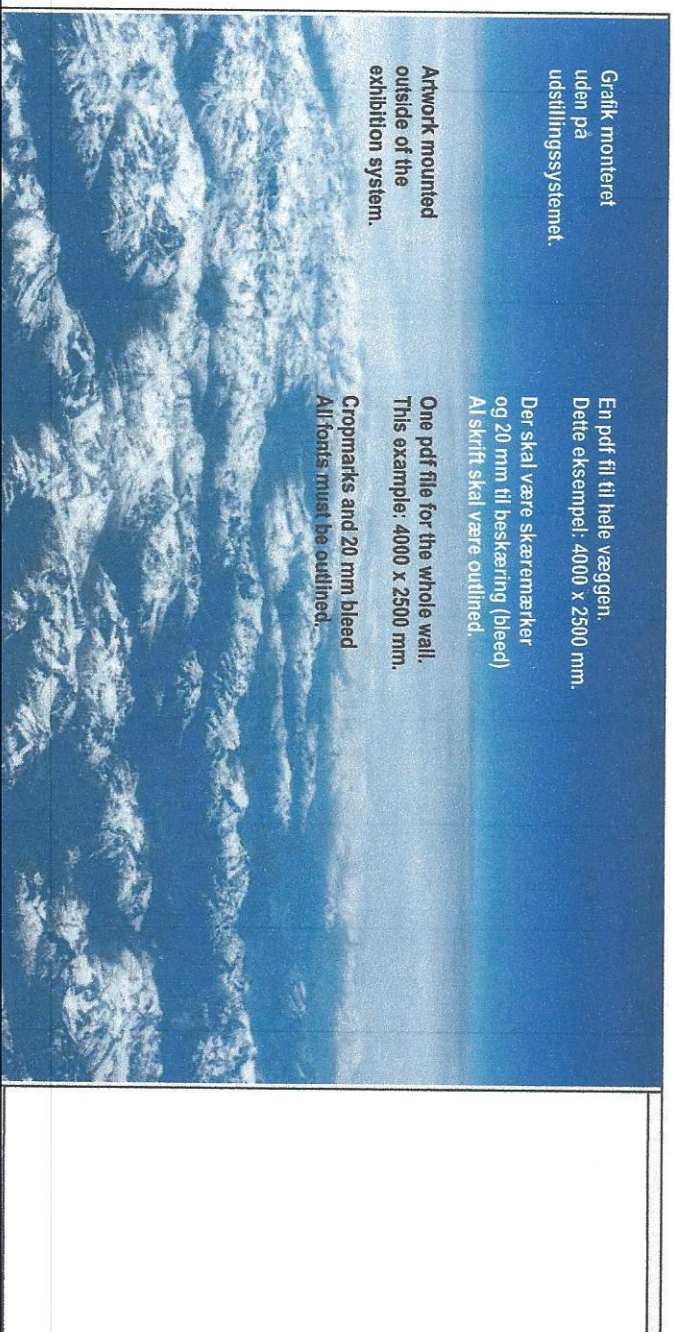
Please review that the above requirements are met before sending pressurized files to us.

Unfortunately, we cannot guarantee a good result if the requirements are not met!

Grafik på standvæggene

Artwork on the exhibition walls

Banner i ramme (Fabric Walls)



Grafik monteret uden på udstillingssystemet.

En pdf fil til hele væggen.
Dette eksempel: 4000 x 2500 mm.

Der skal være skæremærker og 20 mm til beskæring (bleed)
Al skrift skal være outlined.

Artwork mounted outside of the exhibition system.

One pdf file for the whole wall.
This example: 4000 x 2500 mm.

Cropmarks and 20 mm bleed
All fonts must be outlined.